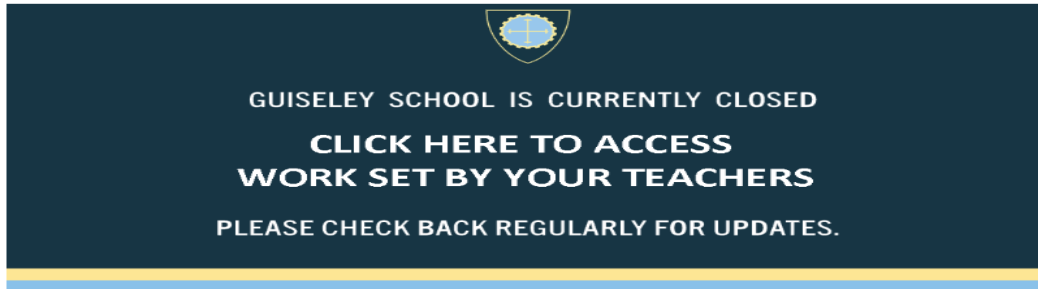


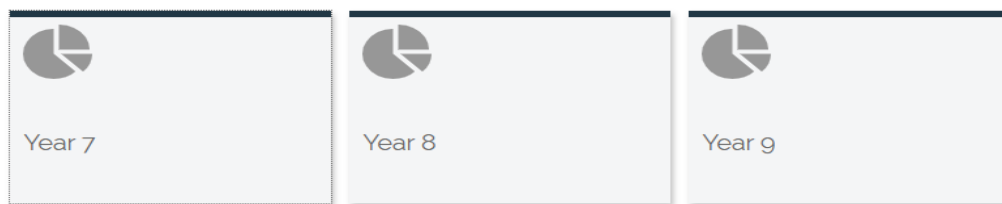


## Accessing the Virtual Learning Environment (VLE)

- 1) Go to [www.satchel.guiseleyschool.org.uk](http://www.satchel.guiseleyschool.org.uk) and click 'here' to log in.
- 2) Enter your Guiseley School username and password and click 'log in'
- 3) You will now see a new 'landing' page – click anywhere on this box to access student work:









- 4) You will see a link for each year group – click on your Year Group to access each subject:



- 5) Click on the subject you wish to complete work for.



Instructions -

-  Art Photography
-  Business - Economics
-  Child Development
-  Design Technology
-  Drama
-  English

- 6) Once you have clicked on your subject, you will see the pieces of work that have been scheduled for that week. You will also be able to access previous pieces of work that you may have missed.

- 7) Remember, if you scroll down, you can still access other parts of the VLE that will have other learning resources on there, for example Knowledge Organisers.

